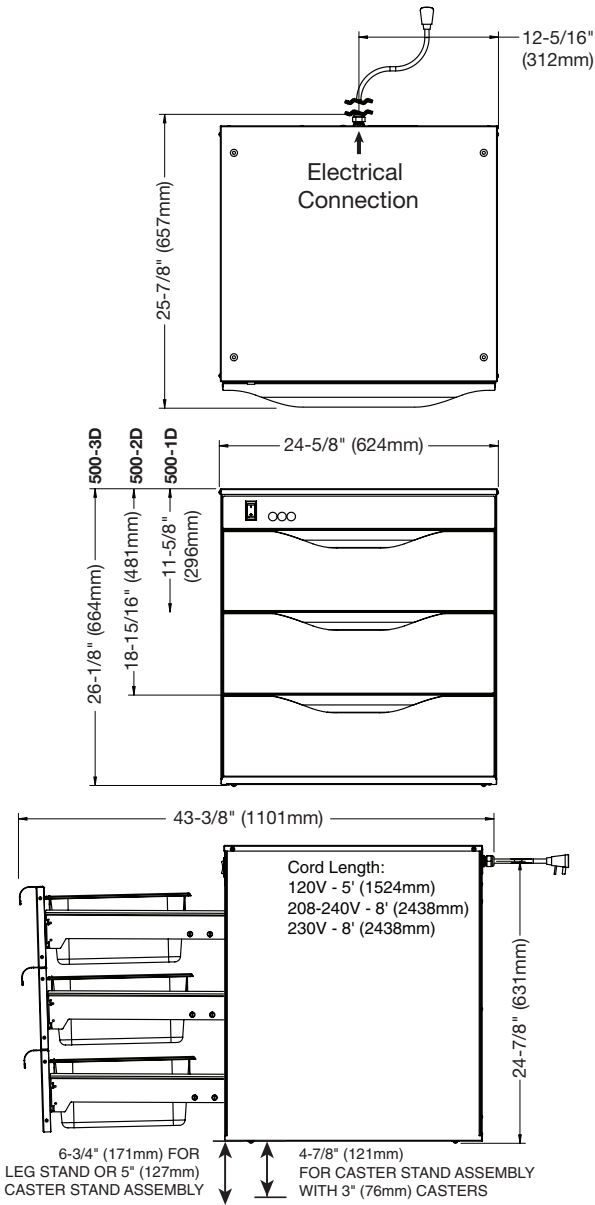


500-1D, 500-2D, 500-3D

DRAWER WARMERS



DIMENSIONS H X W X D

500-1D EXTERIOR:

11-5/8" x 24-5/8" x 25-7/8" (296mm x 624mm x 657mm)

500-2D EXTERIOR:

18-15/16" x 24-5/8" x 25-7/8" (481mm x 624mm x 657mm)







500-3D EXTERIOR:

26-1/8" x 24-5/8" x 25-7/8" (664mm x 624mm x 657mm)

CUT OUT DIMENSIONS: (FOR UNITS WITH BUILT-IN TRIM)

Add 3/4" (19mm) to unit height and 1-1/2" (38mm) to unit width

ELECTRICAL

VOLTAGE	PHASE	CYCLE/HZ	AMPS	kW			
120	1	60	5.3	0.64		NEMA 5-15P 15A, 125V PLUG	
208-240	1	60	2.7	0.64		NEMA 6-15P 15A, 250V PLUG	
230	1	50	2.6	0.59	PLUGS RATED 250V		
	CEE 7/7		CH2-16P		BS 1363		AS/NZS 3112

PRODUCT CAPACITY - PER DRAWER

Full-size Pan (GN 1/1): 12" x 20" x 6" (305 x 508 x 152mm)
36 lbs (16 kg) MAXIMUM

Oversize Pan: 15" x 20" x 5" (381 x 508 x 127mm)
41 lbs (19 kg) MAXIMUM

WEIGHT (EST.)

	500-1D	500-2D	500-3D
NET	80 lb (36 kg)	115 lb (52 kg)	150 lb (68 kg)
SHIP	90 lb (41 kg)	125 lb (57 kg)	165 lb (75 kg)
CARTON DIMENSIONS: (L x W x H)			
	30" x 27" x 16"	30" x 27" x 23"	30" x 27" x 30"
	(762mm x 686mm x 406mm)	(762mm x 686mm x 584mm)	(762mm x 686mm x 762mm)

INSTALLATION REQUIREMENTS

Drawer warmer must be installed level, and must not be installed in any area where it may be affected by steam, grease, dripping water, high temperatures, or any other severely adverse conditions.

CLEARANCE REQUIREMENT (FOR VENTILATION)

Minimum: 3" (76mm) at the back, 2" (51mm) at the top, and 1" (25mm) at both sides. On-site venting for proper airflow must also be provided for built-in counter installations.

OPTIONS & ACCESSORIES

Built-in Trim Kit		Caster Stand Assembly	
<input type="checkbox"/> 500-1D	5015147	<input type="checkbox"/> with 5" (127mm) casters	15379
<input type="checkbox"/> 500-2D	5015149	<input type="checkbox"/> with 3" (76mm) casters	5010920
<input type="checkbox"/> 500-2D for BU2-48, BU2-72	5015151	<input type="checkbox"/> Leg Stand Assembly	15380
<input type="checkbox"/> 500-2D for BU2-96	5015152	Perforated Pan Grid	
<input type="checkbox"/> 500-3D	5015153	<input type="checkbox"/> 15" x 20" (381mm x 508mm)	1231
		<input type="checkbox"/> 12" x 20" (305mm x 508mm)	16642

