

ITM2-48

ISLAND TAKEOUT MERCHANDISER



• Freestanding, self-service merchandiser designed to provide quality hot packaged foods with minimum labor costs.

- Lighted display maximizes visual merchandising — promotes impulse sales.
- Heat source radiates from the base and the upper canopy with adjustable temperature settings.
- Concealed power and temperature switches are easily accessible to the operator.
- Angled canopy on two sides adds to the clean streamlined look.
- Bumpers on two sides of the unit provide extra protection against damage from shopping carts.

ITM2-48 (Standard)

20 gauge stainless steel island base features bumpers on two sides, comes standard with two (2) black painted side panels and two (2) black painted adjustable shelves. An easy to clean hard coat anodized heat plate is surrounded by 2-1/2" (64mm) removable heat guards. The overhead canopy is supported by two (2) side supports, enclosing six (6) flood lamps and is surrounded by four (4) removable tinted lexan heat guards. Two (2) toggle switches located beneath the canopy control the power (ON/OFF) and the heat plate temperature (LOW/MEDIUM/HIGH). The base is furnished with four (4) 5" (127mm) casters, 2 rigid, and 2 swivel with brake.

MODEL ITM2-48/CT: Counter-top Island Take-out Merchandiser, 48" wide

MODEL ITM2-48: Floor Standing Island Take-out Merchandiser, 48" wide



ANSI/NSF 4



COOKING APPLIANCE
584m



FACTORY INSTALLED OPTIONS

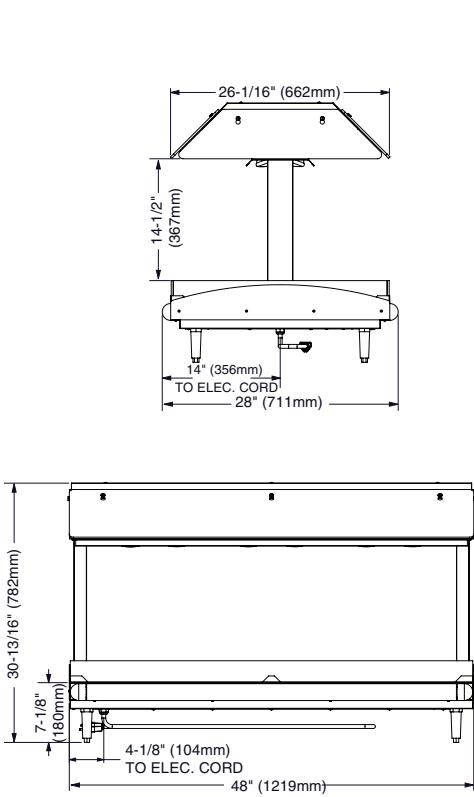
- Electrical Choices
 - Specify Voltage:
 - 208-240
 - 230
- System Decorator Base (floor standing)
 - Specify model:
 - Standard - includes stainless steel base, black side panels, and two (2) black adjustable shelves.
 - Deluxe - features black formica end panels and black painted canopy, four (4) wooden adjustable shelves and two (2) removable wooden side baskets.
- Panel Color Choices
 - Specify color:
 - Black, standard
 - Stainless Steel, optional
 - Custom Color, optional
- Full Side Guards, Lexan



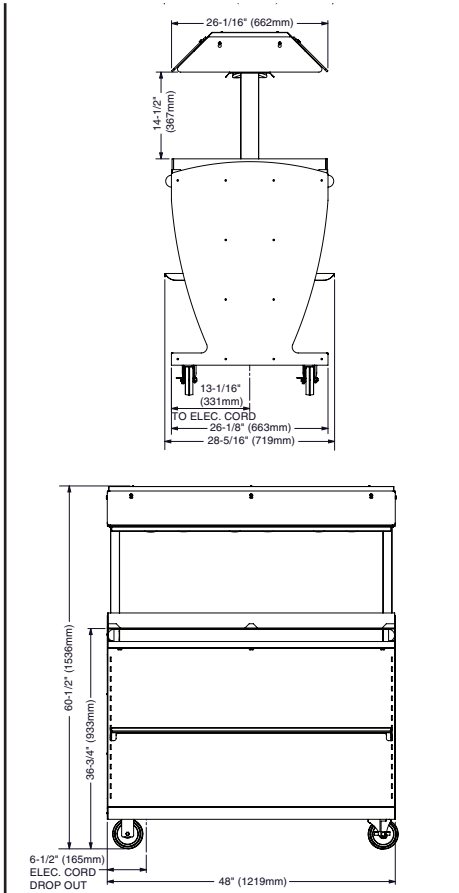
W164 N9221 Water Street • P.O. Box 450 • Menomonee Falls, Wisconsin 53052-0450 • U.S.A.

PHONE: 262.251.3800 800.558.8744 U.S.A./CANADA FAX: 262.251.7067 800.329.8744 U.S.A. ONLY

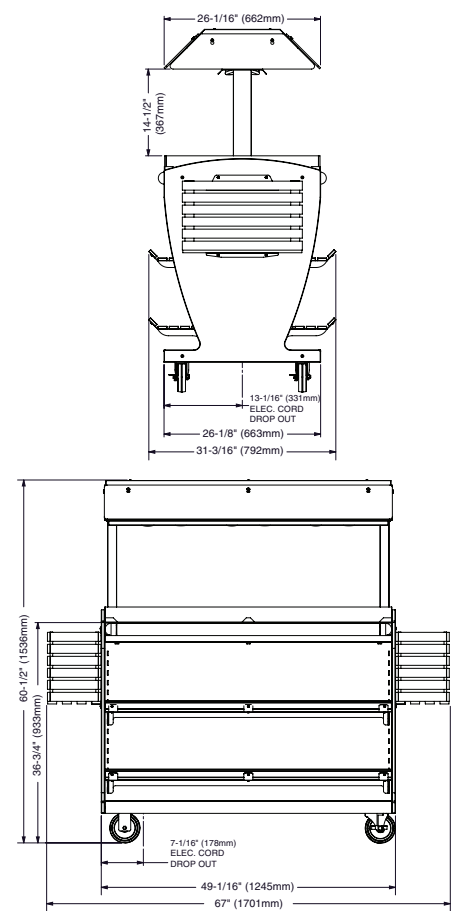
www.alto-shaam.com



ITM2-48/CT



ITM2-48 (Standard)




ITM2-48 (Deluxe)

WEIGHT
ITM2-48/CT ITM2-48 (Std.) ITM2-48 (Dlx.)
NET: CONTACT FACTORY 255 lb (116 kg) 285 lb (125 kg)
SHIP: CONTACT FACTORY 389 lb (176 kg) 425 lb (193 kg)
CRATE DIMENSIONS: (L x W x H)
60" x 38" x 68"
(1524mm x 965mm x 1727mm)

INSTALLATION REQUIREMENTS
Unit must be installed level, and must not be installed in any area where it may be affected by steam, grease, dripping water, high temperatures, or any other severely adverse conditions.

CLEARANCE REQUIREMENTS
NO CLEARANCE REQUIRED

DIMENSIONS: H x W x D
ITM2-48/CT EXTERIOR: 30-13/16" x 48" x 28-5/16" (782mm x 1219mm x 719mm)
ITM2-48 (STANDARD) EXTERIOR: 60-1/2" x 48" x 28-5/16" (1536mm x 1219mm x 719mm)
ITM2-48 (DELUXE) EXTERIOR: 60-1/2" x 67" x 31-3/16" (1536mm x 1701mm x 792mm)
SURFACE DIMENSIONS: (L x W)
42-3/4" x 19-15/16" (1086mm x 505mm)

ELECTRICAL
VOLTAGE PHASE CYCLE/HZ AMPS kW CORD & PLUG
120 1 50/60 11.0 1.32  NEMA 5-15P 15A - 125V Plug
230 1 50 6.1 1.40 CORD INCLUDED NO PLUG

HEATED PRODUCT CAPACITY*
36 lb (16 kg) MAXIMUM
Twelve (12) chicken boats with dome cover
DOME PACKAGE SIZE: APPROX. 7" x 10" (178mm x 254mm)
*FOR USE WITH PRE-PACKAGED ITEMS ONLY